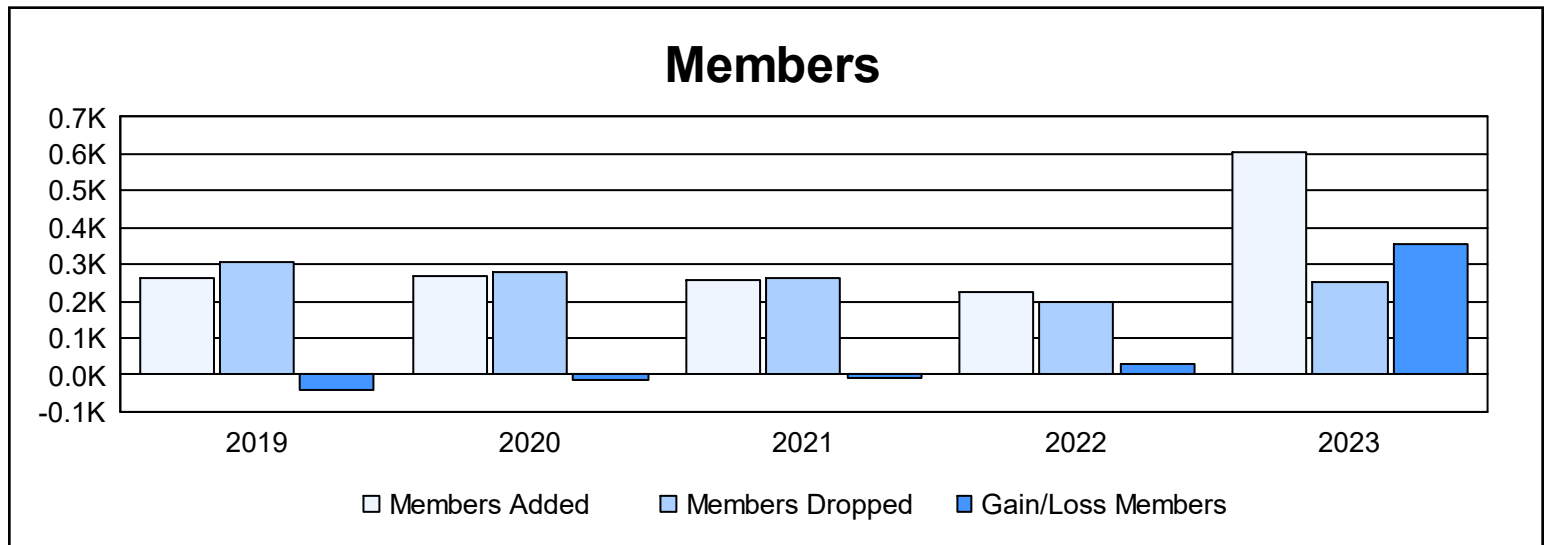
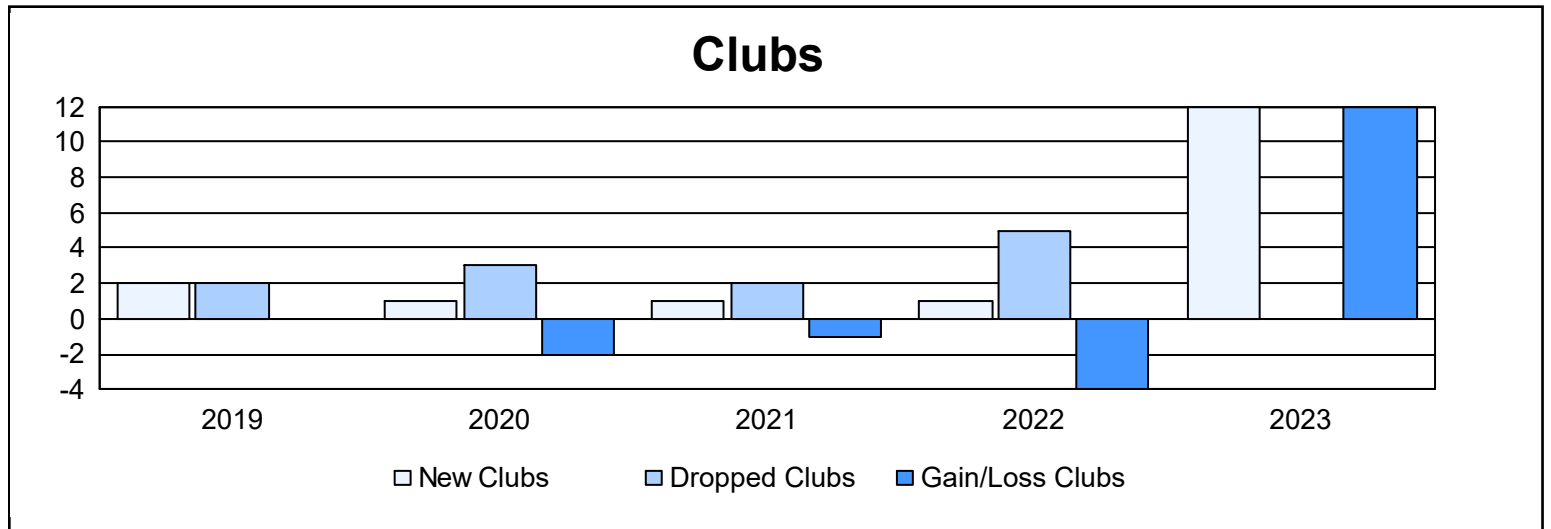
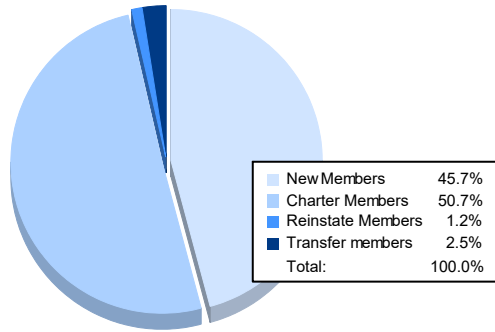


Year	New Clubs	Dropped Clubs	Gain/ Loss Clubs	New Members	Charter Members	Reinstate Members	Transfer Members	Total Member Added	Total Members Dropped	Gain/ Loss Members
2018-2019	2	2	0	182	52	7	24	265	307	-42
2019-2020	1	3	-2	206	25	13	23	267	280	-13
2020-2021	1	2	-1	194	26	12	23	255	263	-8
2021-2022	1	5	-4	171	24	15	17	227	195	32
2022-2023	12	0	12	277	307	7	15	606	253	353
<b>Average</b>	<b>3</b>	<b>2</b>	<b>1</b>	<b>206</b>	<b>87</b>	<b>11</b>	<b>20</b>	<b>324</b>	<b>260</b>	<b>64</b>



### Membership Composition June 2023 Cumulative



### Gender Composition June 2023 Cumulative

